

Barrington Diesel Club Step by step method to download manuals for members

Steps

Find your engine

1.00 From any page - Click on the '**Engine List**' tag in the main menu (this menu is on every page)

Inter Club Navigation



2.00

Once on the '**Engine List**' page - Click on the make of the engine you want

This page is your master page, the index and gateway to all the engines, manuals and specs.

Click for specs and manuals for your make of engine



3.00

This will take you to another page or another link.

.01

If the link takes you to another page, you are on the index page for engines by that manufacturer

[Go to Step 4.00](#)

.02

If the link takes you to another item on this page with no engine models showing, click again, and will be taken to the index page for engines by that manufacturer.

[Go to Step 4.00](#)

.03

If the engine models are showing on the '**Engine List**' page

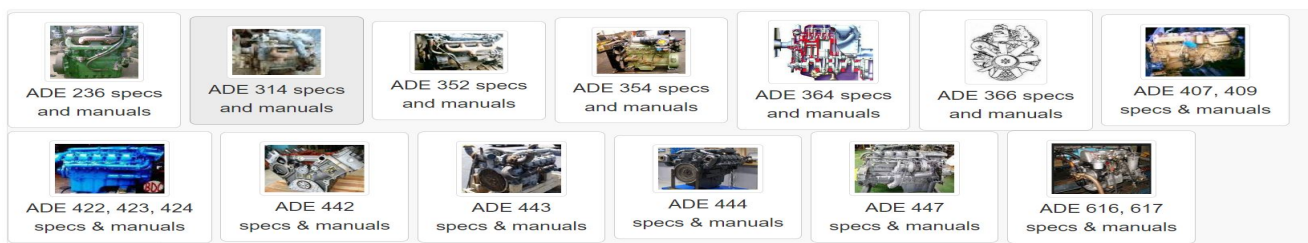
click on your engine choice a

[Go to Step 5.00](#)

ADE Engine Manuals and Specifications

Become a Member
get access to all the manuals and specs at
Barrington Diesel Club

Click for manuals and specs on your ADE engine model



4.00

Click on the **model of engine you want**.

.01

If the link takes you to another page, you are on your engine's page

[Go to Step 5.00](#)

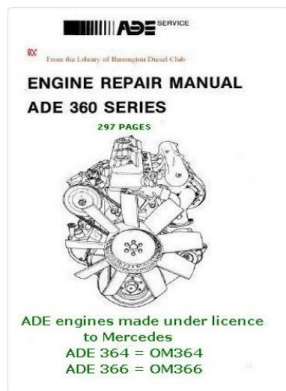
.02

If the link takes you to another item on this page, click again, and will be taken to your engine's page.

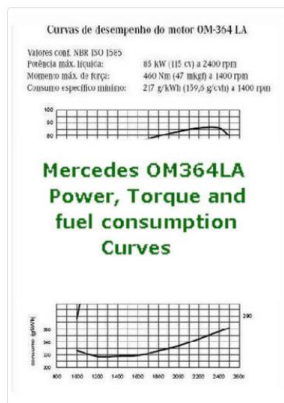
[Go to Step 5.00](#)

Examples of the manuals available on the ADE364 Page, See Step 5.00

ADE 364 Diesel Engine workshop repair Manuals



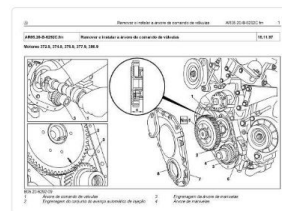
[ADE 364, ADE 366 workshop manual](#)
[297 pages, Click to download](#)



[Mercedes OM364LA performance curves](#)
[Click to download pdf](#)

Description		ADE 364	ADE 366
Engine	Crankshaft position of cylinder No.1	Intake valves to be adjusted	Exh. valves to be adjusted
364	No.1 valve rocking		
	No.1 valve closed		
5. Tighten cylinder head bolts in four stages (see specifications) by referring to sequence diagram below. (Fig. 12.56).			
Click to get cylinder head torque sequence and valve set orders			
ADE 366			
ADE 364			

[ADE 364 and ADE 366 valve set and head torque sequences](#)
[Click to download pdf](#)

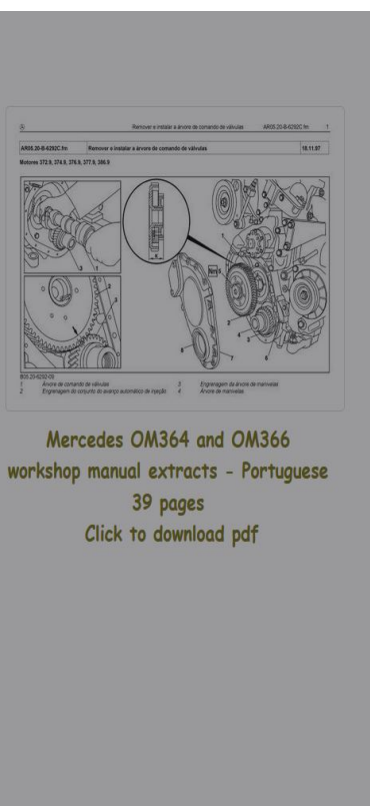
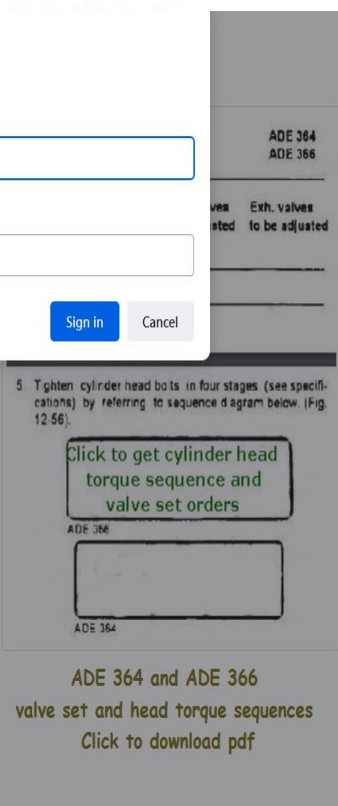
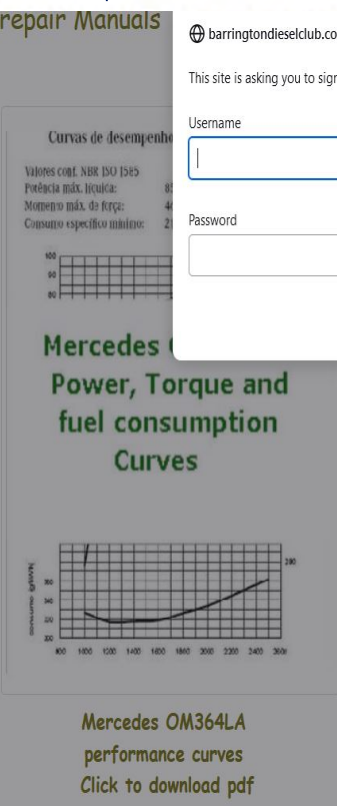
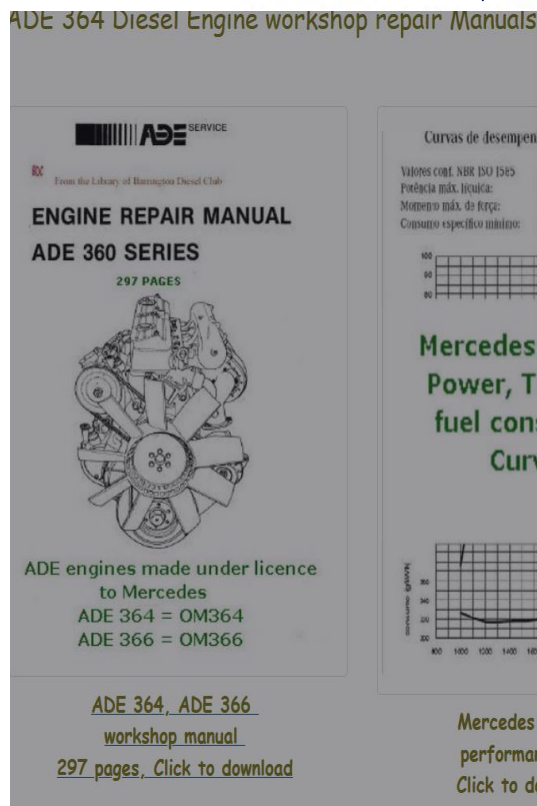


[Mercedes OM364 and OM366 workshop manual extracts - Portuguese](#)
[39 pages](#)
[Click to download pdf](#)

- 5.00 Click on the image of the first manual you want. (There is no normal login)
- .01 You will be asked to enter your username and password now
[Go to Step 6.00](#)
- .02 If the link takes you to another item on this page, click again, and will be taken to your engine's page.
[Go to Step 6.00](#)

View of Firefox authentication Step 6.00

ADE 364 Diesel Engine workshop repair Manuals



[ADE 364, ADE 366 workshop manual](#)
[297 pages, Click to download](#)

[Mercedes OM364LA performance curves](#)
[Click to download pdf](#)

[ADE 364 and ADE 366 valve set and head torque sequences](#)
[Click to download pdf](#)

[Mercedes OM364 and OM366 workshop manual extracts - Portuguese](#)
[39 pages](#)
[Click to download pdf](#)

- 6.00 Enter your username and password
- .01 Your username and passwords are case sensitive
For Example
if your password is Zm4055
It's uppercase Z, lowercase m

if your username is p9056
It's lowercase p
- .02 Save your username and password
- .03 You are now free to download any other manuals that your membership will allow