


# Isuzu Diesel Engines



## 4HK1X

Generator: 178.2 HP @ 1800 RPM

Industrial Drive: 203.0 HP @ 2100 RPM

### Standard features:

- U.S. EPA Tier 3
- Displacement: 5.2 L
- Turbo charged & charge air cooled
- Peak torque: 521.1 lb/ft @ 1500 RPM
- Fuel consumption: .356 LB/HP-HR
- Flywheel housing: SAE 3
- Electric & self-priming fuel lift pump
- 12V and 24V available
- Glow plug starting aid
- High angularity oil pan
- 500-hour service intervals
- 5-year / 5,000-hour warranty


The power behind it all.

BDC for engine manuals and specs  
<https://barringtondieselclub.co.za/>

**ISUZU**  
DIESEL



# Isuzu Diesel Engines



## 4HK1X

Generator: 178.2 HP @ 1800 RPM

Industrial Drive: 203.0 HP @ 2100 RPM

### Standard features:

- U.S. EPA Tier 3
- Displacement: 5.2 L
- Turbo charged & charge air cooled
- Peak torque: 521.1 lb/ft @ 1500 RPM
- Fuel consumption: .356 LB/HP-HR
- Flywheel housing: SAE 3
- Electric & self-priming fuel lift pump
- 12V and 24V available
- Glow plug starting aid
- High angularity oil pan
- 500-hour service intervals
- 5-year / 5,000-hour warranty


The power behind it all.

BDC for engine manuals and specs  
<https://barringtondieselclub.co.za/>

**ISUZU**  
DIESEL



# Isuzu Diesel Engines



## 4HK1X

Generator: 178.2 HP @ 1800 RPM

Industrial Drive: 203.0 HP @ 2100 RPM

### Standard features:

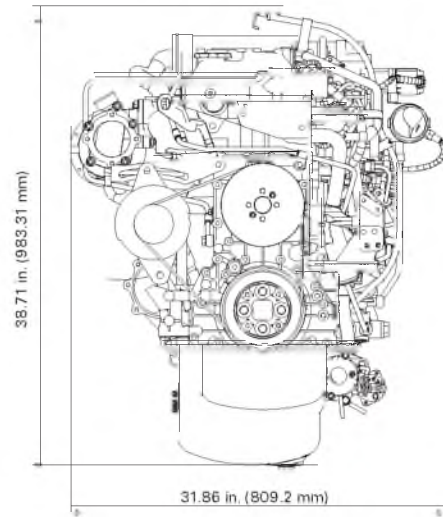
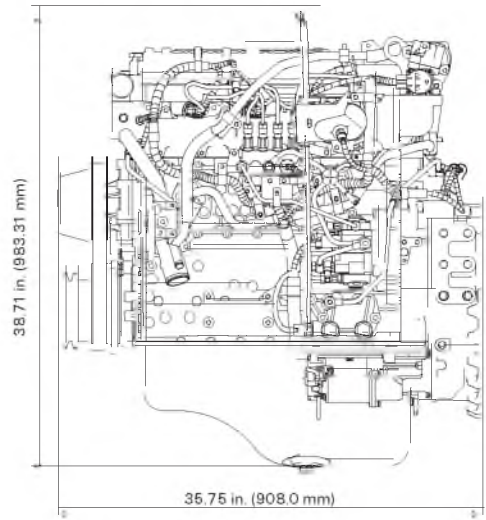
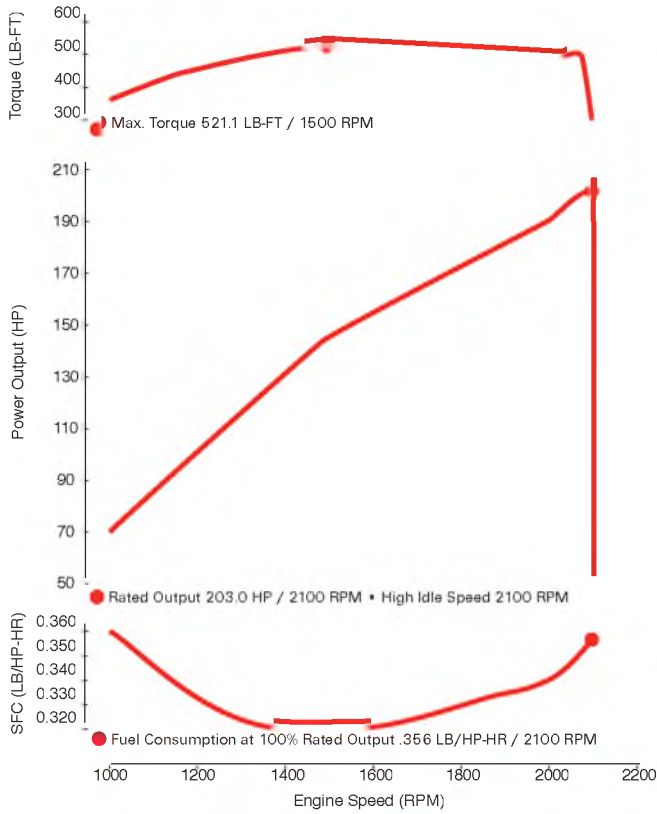
- U.S. EPA Tier 3
- Displacement: 5.2 L
- Turbo charged & charge air cooled
- Peak torque: 521.1 lb/ft @ 1500 RPM
- Fuel consumption: .356 LB/HP-HR
- Flywheel housing: SAE 3
- Electric & self-priming fuel lift pump
- 12V and 24V available
- Glow plug starting aid
- High angularity oil pan
- 500-hour service intervals
- 5-year / 5,000-hour warranty

The power behind it all.

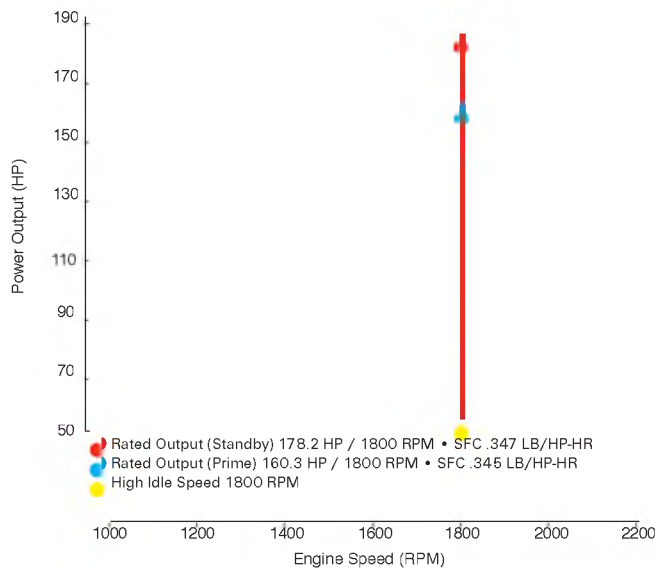
BDC for engine manuals and specs  
<https://barringtondieselclub.co.za/>

**ISUZU**  
DIESEL

## 4HK1X Industrial Performance Curves:



## 4HK1X Genset Performance Curves:



### Available options:

- Cooling system
- Air cleaner
- Exhaust system
- Front and rear mounts
- Skid base
- Instrument panel & extension harness
- Custom power unit

### Horsepower comparison:

Engine Model	Cylinders	Displacement (L)	HP Range
4JJ1X	4	3.0	75-130
4HK1X	4	5.2	150-200
6HK1X	6	7.8	225-300

For additional information, please contact your local distributor or visit [www.isuzuengines.com](http://www.isuzuengines.com)

### Isuzu Motors America, LLC

46401 Commerce Center Drive  
 Plymouth, Michigan 48170  
 Phone: 734.582.9470  
 Fax: 734.455.7581

ILS-4HK1X-E

[www.isuzuengines.com](http://www.isuzuengines.com)

BDC for engine manuals and specs  
<https://barringtondieselclub.co.za/>